




State of Vermont
Agency of Administration
Office of the Secretary
Pavilion Office Building
109 State Street, 5th Floor
Montpelier, VT 05609-0201
www.aoa.vermont.gov

[phone] 802-828-3322
[fax] 802-828-3320

Susanne R. Young, Secretary

TO: House Committees on Corrections and Institutions and Natural Resources, Fish and Wildlife, and the Senate Committees on Institutions and on Natural Resources and Energy

FROM: Susanne R. Young, Chair 
Clean Water Fund Board
Secretary, Agency of Administration

DATE: November 1, 2017



RE: List of Clean Water Initiative Programs and Projects Receiving Capital Funding in the First Four Months of FY2018

I am pleased to transmit, on behalf of the State Clean Water Fund Board, a list of all clean water initiative programs and projects receiving capital funds as of November 1, 2017. This report was prepared for the House Committees on Corrections and Institutions and Natural Resources, Fish and Wildlife, and the Senate Committees on Institutions and on Natural Resources and Energy in accordance with Section 11(i) of Act 84 (2017).

If you have questions regarding this report, please feel free to contact Emily Boedecker, Commissioner, Vermont Department of Environmental Conservation or her staff member, Kari Dolan, manager of the Clean Water Initiative Program (802-490-6113, kari.dolan@vermont.gov) for assistance.

Cc: Julie Moore, Secretary, Vermont Agency of Natural Resources
Anson Tebbetts, Secretary, Vermont Agency of Agriculture, Food and Markets
Joe Flynn, Secretary, Vermont Transportation Agency
Michael Schirling, Secretary, Vermont Agency of Commerce
Brad Ferland, Deputy Secretary, Vermont Agency of Administration
Emily Boedecker, Commissioner, Vermont Department of Environmental Conservation
Rebecca Ellis, Deputy Commissioner, Vermont Department of Environmental Conservation
Pete LaFlamme, Director, DEC Watershed Management Division
Kari Dolan, Manager, Vermont Clean Water Initiative Program
Joanna Pallito, Director, DEC Administration and Innovation Division

List of Clean Water Improvement Projects Funded with Vermont Capital Funds in the First Four Months of FY2018



November 1, 2017

Prepared for the Vermont General Assembly in accordance with Section 11(i) of Act 84 (2017).



AGENCY OF ADMINISTRATION
AGENCY OF AGRICULTURE, FOOD & MARKETS
AGENCY OF COMMERCE & COMMUNITY DEVELOPMENT
AGENCY OF NATURAL RESOURCES
AGENCY OF TRANSPORTATION

List of Clean Water Improvement Projects Funded with Vermont Capital Funds in the First Four Months of 2017

The State of Vermont¹ submits to the General Assembly this status report, pursuant to Act 84.² The report presents an early, November 1st “snapshot” of the State’s progress in using capital funds in state fiscal year 2018 (FY2018) to implement clean water improvement projects. This report contains a list of state programs and projects that receive capital funds in FY2018.

The State of Vermont uses these capital funds through its grant and contract programs to implement projects that control water pollution. One general category of pollution sources is point source pollution³ – discharges from pipes or other defined conveyances into waterways such as wastewater treatment facilities. The second category of water pollution are nonpoint sources.⁴ Nonpoint sources of water pollution are diffuse water pollution sources caused by precipitation or snowmelt running off of developed areas, roads, agricultural lands, and logging areas. Nonpoint source pollution, often referred to as polluted runoff and erosion, delivers excessive amounts of sediment, nutrients, and other pollutants to surface waters, and is the leading cause of water quality degradation in Vermont and nationally.

The State uses capital funds to support the implementation of projects that accelerate the reduction of sediment and nutrient pollution, including phosphorus. These projects are essential in helping Vermont comply with federal and state clean water directives, including the Lake Champlain Phosphorus TMDL,⁵ other TMDLs and Act 64, to improve and sustain water quality. Capital fund-supported projects are used to:

- Safeguard public health by providing wastewater treatment and addressing combined sewer overflow system needs, while reducing nutrient pollutant loading from these facilities;
- Reduce stormwater runoff and erosion from developed areas;
- Upgrade state and municipal highway networks with best road-related stormwater management practices;
- Reduce runoff, erosion and soil loss from farmlands and production areas;
- Reduce runoff and erosion on timberlands; and,
- Restore floodplains, river corridors, wetlands, and riparian areas (the land immediately adjacent to rivers, streams, lakes, ponds, and wetlands).

¹ This report was prepared by the Agencies of Administration, Agriculture, Food and Markets (VAAF), Transportation (VTrans), and Commerce and Community Development (ACCD) and Natural Resources (VANR) and the Vermont Housing and Conservation Board (VHCB).

² Section 11(i) of Act 84 (2017).

³ Point sources are, “any discernible, confined and discrete conveyance, including but not limited to any pipe, ditch, channel, tunnel, conduit, well, discrete fissure, container, rolling stock, concentrated animal feeding operation, or vessel or other floating craft, from which pollutants are or may be discharged. This term does not include agricultural storm water discharges and return flows from irrigated agriculture.” 33 U.S.C. § 1362(14).

⁴ Nonpoint sources of pollution are sources that do not meet the Clean Water Act’s legal definition of point source.

⁵ A total maximum daily load (TMDL) sets pollutant reduction targets from a range of sources to achieve state water quality standards of an impaired water body. Federal Water Pollution Control Act of 1972, 33 U.S.C. Section 1251 et seq., Section 303(d).

Table 1 below contains the list of clean water programs, presented in a manner to correspond with the relevant sections of Act 84. The table summarizes the capital funds that have been obligated, formally awarded or encumbered for clean water implementation projects in FY2018, as of November 1, 2017 (four months into the fiscal year). It is important to note that most agencies expect to continue to target, obligate, award, and encumber these funds throughout the fiscal year as part of their normal clean water grant and contract award programs.

Table 2 (A-D) presents the list of projects for which capital funds have been obligated, formally awarded, or encumbered as of November 1, 2017 and organized by receiving agency. Projects shaded in grey are those municipal wastewater treatment improvement projects that are obligated for funding and pending final award. Table 2 also contains those projects that are funded in FY2018 using older capital fund appropriations.

Table 3 (A-O) presents the same information contained in Table 2 – projects for which capital funds have been obligated, formally awarded, or encumbered as of November 1, 2017 – but organized by location. Tables 3A-3N present the information by county and municipality. Table 3O presents information on multi-county and statewide projects.

The state agencies and VHCB managing these funds will periodically update this project list as more projects are obligated, formally awarded, or encumbered using future grant and contract award processes. Please refer to the Clean Water Fund's Annual Report entitled, "[Vermont Clean Water Initiative Investment Report](#)," for more information about the state's investments in clean water and Vermont's progress in achieving the State's clean water goals over time. The next report will be released on January 15, 2018.

**Table 1. Summary of FY18 Capital Funds Obligated, Awarded, or Encumbered to Vermont Clean Water Projects
(Snapshot as of October 27, 2017)**

October 27, 2017

A	B		C	D	E	
	As Passed House & Senate (5/5/2017)					
Baseline (2 year total)	FY18 Appropriation*	FY18 Obligated/Awarded/Encumbered	FY19 Appropriation	FY18 & FY19 Appropriation	Filling Gap = D-A (2 year total)	
1 Capital Bill, H.519 Section 11: Clean Water Investments						
2 (a)(1) & (e)(1) AAFM BMP & CREP	\$ 3,800,000	\$ 3,450,000	\$ 658,432	\$ 2,000,000	\$ 5,450,000	\$ 1,650,000
3 (a)(2) AAFM Water Quality Grants & Contracts	\$ -	\$ 600,000		\$ -	\$ 600,000	\$ 600,000
4 (b)(1)&(f)(1) DEC Clean Water State Revolving Fund (SRF)	\$ 2,400,000	\$ 1,000,000		\$ 1,200,000	\$ 2,200,000	\$ (200,000)
5 (b)(2)&(f)(2) DEC Ecosystem Restoration Grants	\$ 7,460,000	\$ 6,000,000	\$ 4,008,093	\$ 5,000,000	\$ 11,000,000	\$ 3,540,000
6 (b)(3) DEC Municipal Pollution Control Grants (prior)	\$ 35,000	\$ 2,982,384	\$ 2,982,384	\$ -	\$ 2,982,384	\$ 2,947,384
7 (b)(4)&(f)(3) DEC Municipal Pollution Control Grants (new)	\$ 3,306,500	\$ 2,704,232	\$ 403,567	\$ 1,407,268	\$ 4,111,500	\$ 805,000
8 (c) VTrans Municipal Mitigation Program	\$ -	\$ 1,400,000	\$ 1,381,871	\$ -	\$ 1,400,000	\$ 1,400,000
9 (d)(1) VHCB: water quality projects	\$ 3,750,000	\$ 2,800,000	\$ 2,763,743	\$ 2,750,000	\$ 5,550,000	\$ 1,800,000
10 (d)(2) VHCB: farm grants or fee purchase water quality projects	\$ -	\$ 1,000,000		\$ -	\$ 1,000,000	\$ 1,000,000
11 (f)(4) FY19 Statewide Clean Water Implementation	\$ -	\$ -		\$ 11,112,944	\$ 11,112,944	\$ 11,112,944
12	\$ 20,751,500	\$ 21,936,616	\$ 12,198,090	\$ 23,470,212	\$ 45,406,828	\$ 24,655,328

Total Obligated/Awarded/Encumbered in FY18 using Prior Year Capital Funds	\$ 4,782,936
--	---------------------

AAFM Obligated/Awarded/Encumbered in FY18 using Prior Year Capital Funds	\$ 1,359,387
--	--------------

ANR Obligated/Awarded/Encumbered in FY18 using Prior Year Capital Funds	\$ 3,423,550
---	--------------

Total FY18 Obligated/Awarded/Encumbered	\$ 16,981,026
--	----------------------

*Capital Bill appropriated amounts are before costs of debt service (i.e., bond costs), and a portion of this appropriation will contribute to costs of debt service.

Table 2A. Summary of FY18 Capital-Funded Vermont Clean Water Projects: Vermont Agency of Agriculture, Food and Markets (AAFM)

October 27, 2017

(Snapshot as of October 27, 2017)

Agency	Funding Source by Capital Appropriation	Partner (i.e., award recipient)	Project Types (see "Project Types" tab for definitions)	Capital Funds Obligated/ Awarded/ Encumbered	Other State or Federal Funds Awarded/ Encumbered	Local Match Amount	Federal Match Amount	Project Location (Municipality)
AAFM	(a)(1) & (e)(1) AAFM BMP & CREP	Gray Farms	Agricultural Pollution Prevention - Implementation	\$75,000		\$8,333		Derby
AAFM	(a)(1) & (e)(1) AAFM BMP & CREP	Ben Pothier	Agricultural Pollution Prevention - Implementation	\$53,000		\$5,889		Enosburg
AAFM	(a)(1) & (e)(1) AAFM BMP & CREP	Tyler Webb	Agricultural Pollution Prevention - Implementation	\$66,923		\$7,436		Fairfield
AAFM	(a)(1) & (e)(1) AAFM BMP & CREP	William Stygles	Agricultural Pollution Prevention - Implementation	\$30,861		\$3,429		Fairfield
AAFM	(a)(1) & (e)(1) AAFM BMP & CREP	Townsend Farms	Agricultural Pollution Prevention - Implementation	\$127,648		\$44,703	\$127,649	Randolph
AAFM	(a)(1) & (e)(1) AAFM BMP & CREP	Wayside Meadow Livestock LLC	Agricultural Pollution Prevention - Implementation	\$180,000		\$61,310	\$440,419	Ryegate
AAFM	(a)(1) & (e)(1) AAFM BMP & CREP	North Wind Acres, Inc.	Agricultural Pollution Prevention - Implementation	\$75,000		\$8,333		Shoreham
AAFM	(a)(1) & (e)(1) AAFM BMP & CREP	Holyoke Farm	Agricultural Pollution Prevention - Implementation	\$50,000		\$19,100	\$122,134	St. Albans Town
AAFM	Prior Year Capital Fund	Kayhart Brothers LLC	Agricultural Pollution Prevention - Implementation	\$125,000		\$52,466	\$347,933	Addison
AAFM	Prior Year Capital Fund	Newmont Farm LLC	Agricultural Pollution Prevention - Implementation	\$68,199		\$7,578		Bradford
AAFM	Prior Year Capital Fund	Adam Moulton	Agricultural Pollution Prevention - Implementation	\$75,000		\$8,333		Brownington
AAFM	Prior Year Capital Fund	Cheryl Cesario	Agricultural Pollution Prevention - Implementation	\$1,433			\$5,511	Cornwall
AAFM	Prior Year Capital Fund	Standard Milk LLC	Agricultural Pollution Prevention - Implementation	\$120,000		\$46,696	\$305,819	Cornwall
AAFM	Prior Year Capital Fund	Caleb Smith	Agricultural Pollution Prevention - Implementation	\$90,000		\$74,590	\$396,300	Danby
AAFM	Prior Year Capital Fund	Joshua Blake	Agricultural Pollution Prevention - Implementation	\$75,000		\$8,333		Fairfax
AAFM	Prior Year Capital Fund	Magnan Brothers Dairy, Inc.	Agricultural Pollution Prevention - Implementation	\$75,000		\$8,333		Fairfield
AAFM	Prior Year Capital Fund	Menard Center Farm	Agricultural Pollution Prevention - Implementation	\$75,000		\$8,333		Fairfield
AAFM	Prior Year Capital Fund	Michael Rainville	Agricultural Pollution Prevention - Implementation	\$35,000		\$3,889		Fairfield
AAFM	Prior Year Capital Fund	Herbert Hodge	Agricultural Pollution Prevention - Implementation	\$23,000		\$2,556		Fairlee
AAFM	Prior Year Capital Fund	Maplehurst Farm	Agricultural Pollution Prevention - Implementation	\$40,000		\$4,444		Greensboro
AAFM	Prior Year Capital Fund	Charles Conquest	Agricultural Pollution Prevention - Implementation	\$3,000		\$333		Newbury
AAFM	Prior Year Capital Fund	Mystiq Heights LLC	Agricultural Pollution Prevention - Implementation	\$75,000		\$8,333		Newport City
AAFM	Prior Year Capital Fund	Marc & Tiffany Marquis	Agricultural Pollution Prevention - Implementation	\$926			\$5,465	Newport Town
AAFM	Prior Year Capital Fund	Deer Flats Farm LLC	Agricultural Pollution Prevention - Implementation	\$200,000		\$403,348	\$229,783	Pawlet
AAFM	Prior Year Capital Fund	Woodlawn Holsteins LLC	Agricultural Pollution Prevention - Implementation	\$60,000		\$13,333	\$61,100	Pawlet
AAFM	Prior Year Capital Fund	Olga Lermontov	Agricultural Pollution Prevention - Implementation	\$7,124			\$16,616	Richford
AAFM	Prior Year Capital Fund	Ronnie Sweet II	Agricultural Pollution Prevention - Implementation	\$70,000		\$121,961	\$249,825	St. Albans Town
AAFM	Prior Year Capital Fund	Charron Farms, Inc.	Agricultural Pollution Prevention - Implementation	\$22,083		\$39,348	\$108,795	West Haven
AAFM	Prior Year Capital Fund	Breezy Valley Farm	Agricultural Pollution Prevention - Implementation	\$55,000		\$6,111		Westfield
AAFM	Prior Year Capital Fund	Dana Burkewitz	Agricultural Pollution Prevention - Implementation	\$3,621			\$15,213	Westfield
AAFM	Prior Year Capital Fund	Patrick O'Donnell	Agricultural Pollution Prevention - Implementation	\$60,000		\$21,500	\$136,986	Westfield

Table 2B. Summary of FY18 Capital-Funded Vermont Clean Water Projects: Vermont Agency of Natural Resources
(Snapshot as of October 27, 2017; pending awards shaded in gray)

October 27, 2017

Agency	Funding Source by Capital Appropriation	Partner (i.e., award recipient)	Project Types (see "Project Types" tab for definitions)	Capital Funds Obligated/ Awarded/ Encumbered	Other State or Federal Funds Awarded/ Encumbered	Local Match Amount	Federal Match Amount	Project Location (Municipality)
ANR	(b)(2)&(f)(2) DEC Ecosystem Restoration Grants	Connecticut River Conservancy	Dam Removal - Implementation	\$287,545		\$163,353		Norwich
ANR	(b)(2)&(f)(2) DEC Ecosystem Restoration Grants	The Nature Conservancy	Floodplain/Stream Restoration - Final Design	\$25,446		\$12,331		Franklin
ANR	(b)(2)&(f)(2) DEC Ecosystem Restoration Grants	Lewis Creek Association	Floodplain/Stream Restoration - Final Design	\$43,398		\$240,950		Hinesburg
ANR	(b)(2)&(f)(2) DEC Ecosystem Restoration Grants	Friends of Northern Lake Champlain	Floodplain/Stream Restoration - Implementation	\$47,913		\$4,890		Franklin
ANR	(b)(2)&(f)(2) DEC Ecosystem Restoration Grants	Vermont Department of Forests Parks and Recreation	Floodplain/Stream Restoration - Implementation	\$26,540		\$5,160		Johnson
ANR	(b)(2)&(f)(2) DEC Ecosystem Restoration Grants	Windham Regional Commission	Floodplain/Stream Restoration - Implementation	\$73,056				Newfane
ANR	(b)(2)&(f)(2) DEC Ecosystem Restoration Grants	Rutland Natural Resources Conservation District	Floodplain/Stream Restoration - Implementation	\$36,400		\$10,000		North Clarendon
ANR	(b)(2)&(f)(2) DEC Ecosystem Restoration Grants	Vermont Fish and Wildlife Department	Floodplain/Stream Restoration - Preliminary Design	\$20,000		\$3,000		Bethel
ANR	(b)(2)&(f)(2) DEC Ecosystem Restoration Grants	Winooski NRCD	Floodplain/Stream Restoration - Preliminary Design	\$10,580		\$500		Middlesex
ANR	(b)(2)&(f)(2) DEC Ecosystem Restoration Grants	Vermont Department of Forests Parks and Recreation	Forestry - Implementation	\$29,652				Athens
ANR	(b)(2)&(f)(2) DEC Ecosystem Restoration Grants	Vermont Department of Forests Parks and Recreation	Forestry - Implementation	\$60,170				Bolton
ANR	(b)(2)&(f)(2) DEC Ecosystem Restoration Grants	VT Department of Forests, Parks & Recreation	Forestry - Implementation	\$34,020		\$2,164		Groton
ANR	(b)(2)&(f)(2) DEC Ecosystem Restoration Grants	Vermont Department of Forests Parks and Recreation	Forestry - Implementation	\$7,625		\$792		Shrewsbury
ANR	(b)(2)&(f)(2) DEC Ecosystem Restoration Grants	NorthWoods Stewardship Center	River - Planting	\$4,351		\$859		Albany
ANR	(b)(2)&(f)(2) DEC Ecosystem Restoration Grants	NorthWoods Stewardship Center	River - Planting	\$1,231		\$250		Albany
ANR	(b)(2)&(f)(2) DEC Ecosystem Restoration Grants	Friends of the Winooski River	River - Planting	\$4,946		\$2,880		Bolton
ANR	(b)(2)&(f)(2) DEC Ecosystem Restoration Grants	NorthWoods Stewardship Center	River - Planting	\$2,252		\$446		Coventry
ANR	(b)(2)&(f)(2) DEC Ecosystem Restoration Grants	Connecticut River Conservancy	River - Planting	\$2,165		\$6,925		Guilford
ANR	(b)(2)&(f)(2) DEC Ecosystem Restoration Grants	NorthWoods Stewardship Center	River - Planting	\$4,042		\$818		Newport, Coventry, Albany
ANR	(b)(2)&(f)(2) DEC Ecosystem Restoration Grants	Vermont Department of Forests Parks and Recreation	Road Project - Implementation	\$27,950		\$9,312		Burke, Victory
ANR	(b)(2)&(f)(2) DEC Ecosystem Restoration Grants	Vermont River Conservancy	Road Project - Preliminary Design	\$38,580				Elmore, Worcester
ANR	(b)(2)&(f)(2) DEC Ecosystem Restoration Grants	Friends of the Winooski River	Stormwater - Final Design	\$6,520		\$250		Barre Town
ANR	(b)(2)&(f)(2) DEC Ecosystem Restoration Grants	Friends of the Winooski River	Stormwater - Final Design	\$7,207		\$250		Barre Town
ANR	(b)(2)&(f)(2) DEC Ecosystem Restoration Grants	Friends of the Winooski River	Stormwater - Final Design	\$6,978		\$250		Barre Town
ANR	(b)(2)&(f)(2) DEC Ecosystem Restoration Grants	Greensboro Town	Stormwater - Final Design	\$16,000		\$1,220		Greensboro
ANR	(b)(2)&(f)(2) DEC Ecosystem Restoration Grants	Friends of the Winooski River	Stormwater - Final Design	\$12,266		\$3,075		Montpelier
ANR	(b)(2)&(f)(2) DEC Ecosystem Restoration Grants	Rutland Town	Stormwater - Final Design	\$9,115		\$9,200		Rutland Town
ANR	(b)(2)&(f)(2) DEC Ecosystem Restoration Grants	St. Albans Town	Stormwater - Final Design	\$32,000		\$32,206		St. Albans Town
ANR	(b)(2)&(f)(2) DEC Ecosystem Restoration Grants	St. Albans Town	Stormwater - Final Design	\$13,050		\$13,991		St. Albans Town
ANR	(b)(2)&(f)(2) DEC Ecosystem Restoration Grants	St. Albans Town	Stormwater - Final Design	\$3,450		\$3,747		St. Albans Town
ANR	(b)(2)&(f)(2) DEC Ecosystem Restoration Grants	St. Albans Town	Stormwater - Final Design	\$36,587		\$37,174		St. Albans Town
ANR	(b)(2)&(f)(2) DEC Ecosystem Restoration Grants	Williston Town	Stormwater - Final Design	\$44,476		\$45,279		Williston
ANR	(b)(2)&(f)(2) DEC Ecosystem Restoration Grants	Cambridge Town	Stormwater - Implementation	\$18,589		\$18,500		Cambridge
ANR	(b)(2)&(f)(2) DEC Ecosystem Restoration Grants	Jericho Town	Stormwater - Implementation	\$56,635				Jericho

Table 2B. Summary of FY18 Capital-Funded Vermont Clean Water Projects: Vermont Agency of Natural Resources
(Snapshot as of October 27, 2017; pending awards shaded in gray)

October 27, 2017

Agency	Funding Source by Capital Appropriation	Partner (i.e., award recipient)	Project Types (see "Project Types" tab for definitions)	Capital Funds Obligated/ Awarded/ Encumbered	Other State or Federal Funds Awarded/ Encumbered	Local Match Amount	Federal Match Amount	Project Location (Municipality)
ANR	(b)(2)&(f)(2) DEC Ecosystem Restoration Grants	South Burlington City	Stormwater - Implementation	\$83,497		\$83,497		South Burlington
ANR	(b)(2)&(f)(2) DEC Ecosystem Restoration Grants	Ottawaquechee Natural Resources Conservation District	Stormwater - Implementation	\$141,032		\$9,326		Springfield
ANR	(b)(2)&(f)(2) DEC Ecosystem Restoration Grants	Nature Conservancy	Stormwater - Implementation	\$22,565		\$15,500		St. Albans City, St. Albans Town
ANR	(b)(2)&(f)(2) DEC Ecosystem Restoration Grants	Warren Town	Stormwater - Implementation	\$17,208				Warren
ANR	(b)(2)&(f)(2) DEC Ecosystem Restoration Grants	Warren Town	Stormwater - Implementation	\$17,208				Warren
ANR	(b)(2)&(f)(2) DEC Ecosystem Restoration Grants	Vermont Department of Forests Parks and Recreation	Stormwater - Implementation	\$130,800		\$19,207		Waterbury
ANR	(b)(2)&(f)(2) DEC Ecosystem Restoration Grants	Town of Williston	Stormwater - Implementation	\$40,076		\$40,076		Williston
ANR	(b)(2)&(f)(2) DEC Ecosystem Restoration Grants	Williston Town	Stormwater - Implementation	\$54,625		\$55,428		Williston
ANR	(b)(2)&(f)(2) DEC Ecosystem Restoration Grants	Williston Town	Stormwater - Implementation	\$236,448		\$236,448		Williston
ANR	(b)(2)&(f)(2) DEC Ecosystem Restoration Grants	Williston Town	Stormwater - Implementation	\$47,438		\$47,839		Williston
ANR	(b)(2)&(f)(2) DEC Ecosystem Restoration Grants	Williston Town	Stormwater - Implementation	\$47,438		\$47,839		Williston
ANR	(b)(2)&(f)(2) DEC Ecosystem Restoration Grants	Lewis Creek Association	Stormwater - Preliminary Design	\$29,150		\$29,332		Shelburne
ANR	(b)(2)&(f)(2) DEC Ecosystem Restoration Grants	Williston Town	Stormwater - Preliminary Design	\$66,125		\$66,928		Williston
ANR	(b)(2)&(f)(2) DEC Ecosystem Restoration Grants	Vermont Fish and Wildlife Department	Wetland Restoration - Final Design	\$23,750				Wolcott
ANR	<i>(b)(3) DEC Municipal Pollution Control Grants (prior)</i>	<i>Brattleboro</i>	<i>Municipal Wastewater Improvements - Implementation</i>	<i>\$1,285,847</i>				<i>Brattleboro</i>
ANR	<i>(b)(3) DEC Municipal Pollution Control Grants (prior)</i>	<i>Rutland City</i>	<i>Municipal Wastewater Improvements - Implementation</i>	<i>\$688,279</i>				<i>Rutland City</i>
ANR	<i>(b)(3) DEC Municipal Pollution Control Grants (prior)</i>	<i>Springfield</i>	<i>Municipal Wastewater Improvements - Implementation</i>	<i>\$16,073</i>				<i>Springfield</i>
ANR	<i>(b)(3) DEC Municipal Pollution Control Grants (prior)</i>	<i>Springfield</i>	<i>Municipal Wastewater Improvements - Implementation</i>	<i>\$93,760</i>				<i>Springfield</i>
ANR	<i>(b)(3) DEC Municipal Pollution Control Grants (prior)</i>	<i>St Johnsbury</i>	<i>Municipal Wastewater Improvements - Implementation</i>	<i>\$667,971</i>				<i>St. Johnsbury</i>
ANR	<i>(b)(3) DEC Municipal Pollution Control Grants (prior)</i>	<i>West Windsor</i>	<i>Municipal Wastewater Improvements - Implementation</i>	<i>\$230,454</i>				<i>West Windsor</i>
ANR	(b)(4)&(f)(3) DEC Municipal Pollution Control Grants (new)	Town of Ryegate	Municipal Wastewater Improvements - Implementation	\$24,817				Ryegate
ANR	<i>(b)(4)&(f)(3) DEC Municipal Pollution Control Grants (new)</i>	<i>Springfield</i>	<i>Municipal Wastewater Improvements - Implementation</i>	<i>\$378,750</i>				<i>Springfield</i>
ANR	Prior Year Capital Fund	Castleton	Municipal Wastewater Improvements - Final Design	\$4,600				Castleton
ANR	Prior Year Capital Fund	Rochester	Municipal Wastewater Improvements - Final Design	\$5,999				Rochester
ANR	Prior Year Capital Fund	Montpelier	Municipal Wastewater Improvements - Implementation	\$302,246				Montpelier
ANR	Prior Year Capital Fund	Bellows Falls Village	Municipal Wastewater Improvements - Implementation	\$62,917				Rockingham
ANR	Prior Year Capital Fund	Town of Ryegate	Municipal Wastewater Improvements - Implementation	\$11,127				Ryegate

Table 2B. Summary of FY18 Capital-Funded Vermont Clean Water Projects: Vermont Agency of Natural Resources
(Snapshot as of October 27, 2017; pending awards shaded in gray)

Agency	Funding Source by Capital Appropriation	Partner (i.e., award recipient)	Project Types (see "Project Types" tab for definitions)	Capital Funds Obligated/ Awarded/ Encumbered	Other State or Federal Funds Awarded/ Encumbered	Local Match Amount	Federal Match Amount	Project Location (Municipality)
ANR	Prior Year Capital Fund	Springfield	Municipal Wastewater Improvements - Implementation	\$24,355				Springfield
ANR	Prior Year Capital Fund	Springfield	Municipal Wastewater Improvements - Implementation	\$262,137				Springfield
ANR	<i>Prior Year Capital Fund</i>	<i>Waterbury</i>	<i>Municipal Wastewater Improvements - Implementation</i>	<i>\$100,169</i>				<i>Waterbury</i>
ANR	(b)(2)&(f)(2) DEC Ecosystem Restoration Grants	South Windsor County Regional Planning Commission	Multi-Sector Clean Water Block Grant	\$1,500,000				Statewide
ANR	(b)(2)&(f)(2) DEC Ecosystem Restoration Grants	Natural Resources Conservation Council	Multi-Sector Clean Water Block Grant	\$500,000				Statewide
ANR	Prior Year Capital Fund	Northwest Regional Planning Commission	Road Project - Implementation	\$2,650,000		\$425,000		Statewide

Table 2C. Summary of FY18 Capital-Funded Vermont Clean Water Projects: Vermont Housing and Conservation Board (VHCB)
(Snapshot as of October 27, 2017)

October 27, 2017

Agency	Funding Source by Capital Appropriation	Partner (i.e., award recipient)	Project Types (see "Project Types" tab for definitions)	Capital Funds Obligated/ Awarded/ Encumbered	Other State or Federal Funds Awarded/ Encumbered	Local Match Amount	Federal Match Amount	Project Location (Municipality)
VHCB	(d)(1) VHCB: water quality projects	Vermont Land Trust - Farrar-Gomo farm	Agricultural Easement for Water Quality - Implementation	\$245,500		\$21,968	\$245,500	Chester
VHCB	(d)(1) VHCB: water quality projects	Vermont Land Trust - Peaslee farm	Agricultural Easement for Water Quality - Implementation	\$49,000	\$3,000	\$1,000	\$45,000	Guildhall
VHCB	(d)(1) VHCB: water quality projects	Vermont Land Trust- O'Neil-Donagan	Agricultural Easement for Water Quality - Implementation	\$210,500		\$24,730	\$226,500	Hinesburg
VHCB	(d)(1) VHCB: water quality projects	Vermont Land Trust - Butler farm	Agricultural Easement for Water Quality - Implementation	\$185,093	\$29,207	\$30,400	\$237,700	Middlebury
VHCB	(d)(1) VHCB: water quality projects	Vermont Land Trust - Pominville farm	Agricultural Easement for Water Quality - Implementation	\$142,900		\$29,000	\$175,000	Middlebury
VHCB	(d)(1) VHCB: water quality projects	Vermont Land Trust - Norris-Park farm	Agricultural Easement for Water Quality - Implementation	\$194,000		\$100,000	\$210,000	Monkton
VHCB	(d)(1) VHCB: water quality projects	Vermont Land Trust - Kayhart farm	Agricultural Easement for Water Quality - Implementation	\$63,500		\$1,190	\$59,500	New Haven
VHCB	(d)(1) VHCB: water quality projects	Vermont Land Trust - Stowe II	Agricultural Easement for Water Quality - Implementation	\$54,750	\$3,000		\$50,750	New Haven
VHCB	(d)(1) VHCB: water quality projects	Vermont Land Trust - Marquis II	Agricultural Easement for Water Quality - Implementation	\$81,500		\$1,550	\$77,500	Newport City
VHCB	(d)(1) VHCB: water quality projects	Vermont Land Trust - Manning farm	Agricultural Easement for Water Quality - Implementation	\$235,000	\$3,000	\$4,850	\$254,000	Swanton
VHCB	(d)(1) VHCB: water quality projects	Upper Valley Land Trust - Hodge farm	Agricultural Easement for Water Quality - Implementation	\$108,500	\$18,500	\$57,333	\$147,500	Thetford
VHCB	(d)(1) VHCB: water quality projects	Vermont Land Trust - Horster farm	Agricultural Easement for Water Quality - Implementation	\$106,500		\$2,050	\$102,500	Vershire
VHCB	(d)(1) VHCB: water quality projects	Vermont Land Trust - Locker farm	Agricultural Easement for Water Quality - Implementation	\$65,500		\$41,000	\$102,500	Waitsfield
VHCB	(d)(1) VHCB: water quality projects	Vermont Dept. of Fish & Wildlife - Sunset Lake	Forest Conservation for Water Quality - Implementation	\$189,000	\$9,000	\$35,000	\$160,000	Benson
VHCB	(d)(1) VHCB: water quality projects	Vermont River Conservancy - Rainbow Rock/Town of Chester	Forest Conservation for Water Quality - Implementation	\$22,500	\$10,500	\$17,000		Chester
VHCB	(d)(1) VHCB: water quality projects	Vermont Dept. of Fish & Wildlife - Kehoe Camp	Forest Conservation for Water Quality - Implementation	\$50,000		\$170,000		Fair Haven
VHCB	(d)(1) VHCB: water quality projects	Putney Mountain Association - Putney Mtn. West	Forest Conservation for Water Quality - Implementation	\$105,000	\$10,000	\$106,506		Putney
VHCB	(d)(1) VHCB: water quality projects	Vermont Land Trust - Richmond Town Forest	Forest Conservation for Water Quality - Implementation	\$85,000	\$15,000	\$236,000	\$200,000	Richmond
VHCB	(d)(1) VHCB: water quality projects	Lake Champlain Land Trust - Tracy Woods	Forest Conservation for Water Quality - Implementation	\$45,000	\$10,000	\$82,250		South Hero
VHCB	(d)(1) VHCB: water quality projects	Stowe Land Trust - Stowe Hollow South	Forest Conservation for Water Quality - Implementation	\$200,000		\$1,592,500	\$50,000	Stowe
VHCB	(d)(1) VHCB: water quality projects	Trust for Public Land - Catamount Community Forest	Forest Conservation for Water Quality - Implementation	\$325,000		\$1,595,000	\$650,000	Williston

**Table 2D. Summary of FY18 Capital-Funded Vermont Clean Water Projects: Vermont Agency of Transportation (VTrans)
(Snapshot as of October 27, 2017)**

October 27, 2017

Agency	Funding Source by Capital Appropriation	Partner (i.e., award recipient)	Project Types (see "Project Types" tab for definitions)	Capital Funds Obligated/ Awarded/ Encumbered	Other State or Federal Funds Awarded/ Encumbered	Local Match Amount	Federal Match Amount	Project Location (Municipality)
VTrans	(c) VTrans Municipal Mitigation Program	Fairfield	Road Project - Implementation (Culvert Replacement and Drainage Improvements)	\$40,000		\$16,167		Fairfield
VTrans	(c) VTrans Municipal Mitigation Program	Pownal	Road Project - Implementation (Culvert Replacement and Drainage Improvements)	\$40,000		\$22,599		Pownal
VTrans	(c) VTrans Municipal Mitigation Program	Stockbridge	Road Project - Implementation (Culvert Replacement and Drainage Improvements)	\$40,000		\$28,360		Stockbridge
VTrans	(c) VTrans Municipal Mitigation Program	Chittenden	Road Project - Implementation (Culvert Replacement and Slope Stabilization)	\$40,000		\$22,661		Chittenden
VTrans	(c) VTrans Municipal Mitigation Program	Bennington	Road Project - Implementation (Culvert Replacement)	\$40,000		\$185,000		Bennington
VTrans	(c) VTrans Municipal Mitigation Program	Cornwall	Road Project - Implementation (Culvert Replacement)	\$40,000		\$19,890		Cornwall
VTrans	(c) VTrans Municipal Mitigation Program	Hartford	Road Project - Implementation (Culvert Replacement)	\$40,000		\$128,000		Hartford
VTrans	(c) VTrans Municipal Mitigation Program	Huntington	Road Project - Implementation (Culvert Replacement)	\$40,000		\$35,900		Huntington
VTrans	(c) VTrans Municipal Mitigation Program	Plymouth	Road Project - Implementation (Culvert Replacement)	\$40,000		\$65,700		Plymouth
VTrans	(c) VTrans Municipal Mitigation Program	Castleton	Road Project - Implementation (Lake Shore Stabilization)	\$40,000		\$25,112		Castleton
VTrans	(c) VTrans Municipal Mitigation Program	Essex Town	Stormwater - Implementation	\$598,683	\$478,265	\$269,237		Essex Town
VTrans	(c) VTrans Municipal Mitigation Program	Rutland	Stormwater - Implementation	\$131,456	\$121,344	\$63,200		Rutland
VTrans	(c) VTrans Municipal Mitigation Program	South Burlington	Stormwater - Implementation	\$251,732	\$123,988	\$93,930		South Burlington

Table 3A. Summary of FY18 Capital-Funded Vermont Clean Water Projects in Addison County

Agency	Funding Source by Capital Appropriation	Partner (i.e., award recipient)	Project Types (see "Project Types" tab for definitions)	Capital Funds Obligated/ Awarded/ Encumbered	Other State or Federal Funds Awarded/ Encumbered	Local Match Amount	Federal Match Amount	Project Location (Municipality)
AAFM	(a)(1) & (e)(1) AAFM BMP & CREP	North Wind Acres, Inc.	Agricultural Pollution Prevention - Implementation	\$75,000		\$8,333		Shoreham
AAFM	Prior Year Capital Fund	Kayhart Brothers LLC	Agricultural Pollution Prevention - Implementation	\$125,000		\$52,466	\$347,933	Addison
AAFM	Prior Year Capital Fund	Cheryl Cesario	Agricultural Pollution Prevention - Implementation	\$1,433			\$5,511	Cornwall
AAFM	Prior Year Capital Fund	Standard Milk LLC	Agricultural Pollution Prevention - Implementation	\$120,000		\$46,696	\$305,819	Cornwall
VHCB	(d)(1) VHCB: water quality projects	Vermont Land Trust - Butler farm	Agricultural Easement for Water Quality - Implementation	\$185,093	\$29,207	\$30,400	\$237,700	Middlebury
VHCB	(d)(1) VHCB: water quality projects	Vermont Land Trust - Pominville farm	Agricultural Easement for Water Quality - Implementation	\$142,900		\$29,000	\$175,000	Middlebury
VHCB	(d)(1) VHCB: water quality projects	Vermont Land Trust - Norris-Park farm	Agricultural Easement for Water Quality - Implementation	\$194,000		\$100,000	\$210,000	Monkton
VHCB	(d)(1) VHCB: water quality projects	Vermont Land Trust - Kayhart farm	Agricultural Easement for Water Quality - Implementation	\$63,500		\$1,190	\$59,500	New Haven
VHCB	(d)(1) VHCB: water quality projects	Vermont Land Trust - Stowe II farm	Agricultural Easement for Water Quality - Implementation	\$54,750	\$3,000		\$50,750	New Haven
VTrans	(c) VTrans Municipal Mitigation Program	Cornwall	Road Project - Implementation (Culvert Replacement)	\$40,000		\$19,890		Cornwall

Table 3B. Summary of FY18 Capital-Funded Vermont Clean Water Projects in Bennington County

Agency	Funding Source by Capital Appropriation	Partner (i.e., award recipient)	Project Types (see "Project Types" tab for definitions)	Capital Funds Obligated/ Awarded/ Encumbered	Other State or Federal Funds Awarded/ Encumbered	Local Match Amount	Federal Match Amount	Project Location (Municipality)
VTrans	(c) VTrans Municipal Mitigation Program	Pownal	Road Project - Implementation (Culvert Replacement and Drainage Improvements)	\$40,000		\$22,599		Pownal
VTrans	(c) VTrans Municipal Mitigation Program	Bennington	Road Project - Implementation (Culvert Replacement)	\$40,000		\$185,000		Bennington

Table 3C. Summary of FY18 Capital-Funded Vermont Clean Water Projects in Caledonia County

Agency	Funding Source by Capital Appropriation	Partner (i.e., award recipient)	Project Types (see "Project Types" tab for definitions)	Capital Funds Obligated/ Awarded/ Encumbered	Other State or Federal Funds Awarded/ Encumbered	Local Match Amount	Federal Match Amount	Project Location (Municipality)
AAFM	(a)(1) & (e)(1) AAFM BMP & CREP	Wayside Meadow Livestock LLC	Agricultural Pollution Prevention - Implementation	\$180,000		\$61,310	\$440,419	Ryegate
ANR	(b)(2)&(f)(2) DEC Ecosystem Restoration Grants	VT Department of Forests, Parks & Recreation	Forestry - Implementation	\$34,020		\$2,164		Groton
ANR	(b)(3) DEC Municipal Pollution Control Grants (prior)	St Johnsbury	Municipal Wastewater Improvements - Implementation	\$667,971				St. Johnsbury
ANR	(b)(4)&(f)(3) DEC Municipal Pollution Control Grants (new)	Town of Ryegate	Municipal Wastewater Improvements - Implementation	\$24,817				Ryegate
ANR	Prior Year Capital Fund	Town of Ryegate	Municipal Wastewater Improvements - Implementation	\$11,127				Ryegate

Table 3D. Summary of FY18 Capital-Funded Vermont Clean Water Projects in Chittenden County

Agency	Funding Source by Capital Appropriation	Partner (i.e., award recipient)	Project Types (see "Project Types" tab for definitions)	Capital Funds Obligated/ Awarded/ Encumbered	Other State or Federal Funds Awarded/ Encumbered	Local Match Amount	Federal Match Amount	Project Location (Municipality)
ANR	(b)(2)&(f)(2) DEC Ecosystem Restoration Grants	Lewis Creek Association	Floodplain/Stream Restoration - Final Design	\$43,398		\$240,950		Hinesburg
ANR	(b)(2)&(f)(2) DEC Ecosystem Restoration Grants	Vermont Department of Forests Parks and Recreation	Forestry - Implementation	\$60,170				Bolton
ANR	(b)(2)&(f)(2) DEC Ecosystem Restoration Grants	Friends of the Winooski River	River - Planting	\$4,946		\$2,880		Bolton
ANR	(b)(2)&(f)(2) DEC Ecosystem Restoration Grants	Williston Town	Stormwater - Final Design	\$44,476		\$45,279		Williston
ANR	(b)(2)&(f)(2) DEC Ecosystem Restoration Grants	Jericho Town	Stormwater - Implementation	\$56,635				Jericho
ANR	(b)(2)&(f)(2) DEC Ecosystem Restoration Grants	South Burlington City	Stormwater - Implementation	\$83,497		\$83,497		South Burlington
ANR	(b)(2)&(f)(2) DEC Ecosystem Restoration Grants	Town of Williston	Stormwater - Implementation	\$40,076		\$40,076		Williston
ANR	(b)(2)&(f)(2) DEC Ecosystem Restoration Grants	Williston Town	Stormwater - Implementation	\$54,625		\$55,428		Williston
ANR	(b)(2)&(f)(2) DEC Ecosystem Restoration Grants	Williston Town	Stormwater - Implementation	\$236,448		\$236,448		Williston
ANR	(b)(2)&(f)(2) DEC Ecosystem Restoration Grants	Williston Town	Stormwater - Implementation	\$47,438		\$47,839		Williston
ANR	(b)(2)&(f)(2) DEC Ecosystem Restoration Grants	Williston Town	Stormwater - Implementation	\$47,438		\$47,839		Williston
ANR	(b)(2)&(f)(2) DEC Ecosystem Restoration Grants	Lewis Creek Association	Stormwater - Preliminary Design	\$29,150		\$29,332		Shelburne
ANR	(b)(2)&(f)(2) DEC Ecosystem Restoration Grants	Williston Town	Stormwater - Preliminary Design	\$66,125		\$66,928		Williston
VHCB	(d)(1) VHCB: water quality projects	Vermont Land Trust - O'Neil-Donagan farm	Agricultural Easement for Water Quality - Implementation	\$210,500		\$24,730	\$226,500	Hinesburg
VHCB	(d)(1) VHCB: water quality projects	Vermont Land Trust - Richmond Town Forest	Forest Conservation for Water Quality - Implementation	\$85,000	\$15,000	\$236,000	\$200,000	Richmond
VHCB	(d)(1) VHCB: water quality projects	Trust for Public Land - Catamount Community Forest	Forest Conservation for Water Quality - Implementation	\$325,000		\$1,595,000	\$650,000	Williston
VTrans	(c) VTrans Municipal Mitigation Program	Huntington	Road Project - Implementation (Culvert Replacement)	\$40,000		\$35,900		Huntington
VTrans	(c) VTrans Municipal Mitigation Program	Essex Town	Stormwater - Implementation	\$598,683	\$478,265	\$269,237		Essex Town
VTrans	(c) VTrans Municipal Mitigation Program	South Burlington	Stormwater - Implementation	\$251,732	\$123,988	\$93,930		South Burlington

Table 3E. Summary of FY18 Capital-Funded Vermont Clean Water Projects in Essex County

Agency	Funding Source by Capital Appropriation	Partner (i.e., award recipient)	Project Types (see "Project Types" tab for definitions)	Capital Funds Obligated/ Awarded/ Encumbered	Other State or Federal Funds Awarded/ Encumbered	Local Match Amount	Federal Match Amount	Project Location (Municipality)
VHCB	(d)(1) VHCB: water quality projects	Vermont Land Trust - Peaslee farm	Agricultural Easement for Water Quality - Implementation	\$49,000	\$3,000	\$1,000	\$45,000	Guildhall

Table 3F. Summary of FY18 Capital-Funded Vermont Clean Water Projects in Franklin County

Agency	Funding Source by Capital Appropriation	Partner (i.e., award recipient)	Project Types (see "Project Types" tab for definitions)	Capital Funds Obligated/ Awarded/ Encumbered	Other State or Federal Funds Awarded/ Encumbered	Local Match Amount	Federal Match Amount	Project Location (Municipality)
AAFM	(a)(1) & (e)(1) AAFM BMP & CREP	Ben Pothier	Agricultural Pollution Prevention - Implementation	\$53,000		\$5,889		Enosburg
AAFM	(a)(1) & (e)(1) AAFM BMP & CREP	Tyler Webb	Agricultural Pollution Prevention - Implementation	\$66,923		\$7,436		Fairfield
AAFM	(a)(1) & (e)(1) AAFM BMP & CREP	William Stygles	Agricultural Pollution Prevention - Implementation	\$30,861		\$3,429		Fairfield
AAFM	(a)(1) & (e)(1) AAFM BMP & CREP	Holyoke Farm	Agricultural Pollution Prevention - Implementation	\$50,000		\$19,100	\$122,134	St. Albans Town
AAFM	Prior Year Capital Fund	Joshua Blake	Agricultural Pollution Prevention - Implementation	\$75,000		\$8,333		Fairfax
AAFM	Prior Year Capital Fund	Magnan Brothers Dairy, Inc.	Agricultural Pollution Prevention - Implementation	\$75,000		\$8,333		Fairfield
AAFM	Prior Year Capital Fund	Menard Center Farm	Agricultural Pollution Prevention - Implementation	\$75,000		\$8,333		Fairfield
AAFM	Prior Year Capital Fund	Michael Rainville	Agricultural Pollution Prevention - Implementation	\$35,000		\$3,889		Fairfield
AAFM	Prior Year Capital Fund	Olga Lermontov	Agricultural Pollution Prevention - Implementation	\$7,124			\$16,616	Richford
AAFM	Prior Year Capital Fund	Ronnie Sweet II	Agricultural Pollution Prevention - Implementation	\$70,000		\$121,961	\$249,825	St. Albans Town
ANR	(b)(2)&(f)(2) DEC Ecosystem Restoration Grants	The Nature Conservancy	Floodplain/Stream Restoration - Final Design	\$25,446		\$12,331		Franklin
ANR	(b)(2)&(f)(2) DEC Ecosystem Restoration Grants	Friends of Northern Lake Champlain	Floodplain/Stream Restoration - Implementation	\$47,913		\$4,890		Franklin
ANR	(b)(2)&(f)(2) DEC Ecosystem Restoration Grants	St. Albans Town	Stormwater - Final Design	\$32,000		\$32,206		St. Albans Town
ANR	(b)(2)&(f)(2) DEC Ecosystem Restoration Grants	St. Albans Town	Stormwater - Final Design	\$13,050		\$13,991		St. Albans Town
ANR	(b)(2)&(f)(2) DEC Ecosystem Restoration Grants	St. Albans Town	Stormwater - Final Design	\$3,450		\$3,747		St. Albans Town
ANR	(b)(2)&(f)(2) DEC Ecosystem Restoration Grants	St. Albans Town	Stormwater - Final Design	\$36,587		\$37,174		St. Albans Town
ANR	(b)(2)&(f)(2) DEC Ecosystem Restoration Grants	Nature Conservancy	Stormwater - Implementation	\$22,565		\$15,500		St. Albans City, St. Albans Town
VHCB	(d)(1) VHCB: water quality projects	Vermont Land Trust - Manning farm	Agricultural Easement for Water Quality - Implementation	\$235,000	\$3,000	\$4,850	\$254,000	Swanton
VTrans	(c) VTrans Municipal Mitigation Program	Fairfield	Road Project - Implementation (Culvert Replacement and Drainage Improvements)	\$40,000		\$16,167		Fairfield

Table 3G. Summary of FY18 Capital-Funded Vermont Clean Water Projects in Grand Isle County

Agency	Funding Source by Capital Appropriation	Partner (i.e., award recipient)	Project Types (see "Project Types" tab for definitions)	Capital Funds Obligated/ Awarded/ Encumbered	Other State or Federal Funds Awarded/ Encumbered	Local Match Amount	Federal Match Amount	Project Location (Municipality)
VHCB	(d)(1) VHCB: water quality projects	Lake Champlain Land Trust - Tracy Woods	Forest Conservation for Water Quality - Implementation	\$45,000	\$10,000	\$82,250		South Hero

Table 3H. Summary of FY18 Capital-Funded Vermont Clean Water Projects in Lamoille County

Agency	Funding Source by Capital Appropriation	Partner (i.e., award recipient)	Project Types (see "Project Types" tab for definitions)	Capital Funds Obligated/ Awarded/ Encumbered	Other State or Federal Funds Awarded/ Encumbered	Local Match Amount	Federal Match Amount	Project Location (Municipality)
ANR	(b)(2)&(f)(2) DEC Ecosystem Restoration Grants	Vermont Department of Forests Parks and Recreation	Floodplain/Stream Restoration - Implementation	\$26,540		\$5,160		Johnson
ANR	(b)(2)&(f)(2) DEC Ecosystem Restoration Grants	Cambridge Town	Stormwater - Implementation	\$18,589		\$18,500		Cambridge
ANR	(b)(2)&(f)(2) DEC Ecosystem Restoration Grants	Vermont Fish and Wildlife Department	Wetland Restoration - Final Design	\$23,750				Wolcott
VHCB	(d)(1) VHCB: water quality projects	Stowe Land Trust - Stowe Hollow South	Forest Conservation for Water Quality - Implementation	\$200,000		\$1,592,500	\$50,000	Stowe

Table 3I. Summary of FY18 Capital-Funded Vermont Clean Water Projects in Orange County

Agency	Funding Source by Capital Appropriation	Partner (i.e., award recipient)	Project Types (see "Project Types" tab for definitions)	Capital Funds Obligated/ Awarded/ Encumbered	Other State or Federal Funds Awarded/ Encumbered	Local Match Amount	Federal Match Amount	Project Location (Municipality)
AAFM	(a)(1) & (e)(1) AAFM BMP & CREP	Townsend Farms	Agricultural Pollution Prevention - Implementation	\$127,648		\$44,703	\$127,649	Randolph
AAFM	Prior Year Capital Fund	Newmont Farm LLC	Agricultural Pollution Prevention - Implementation	\$68,199		\$7,578		Bradford
AAFM	Prior Year Capital Fund	Herbert Hodge	Agricultural Pollution Prevention - Implementation	\$23,000		\$2,556		Fairlee
AAFM	Prior Year Capital Fund	Charles Conquest	Agricultural Pollution Prevention - Implementation	\$3,000		\$333		Newbury
VHCB	(d)(1) VHCB: water quality projects	Upper Valley Land Trust - Hodge farm	Agricultural Easement for Water Quality - Implementation	\$108,500	\$18,500	\$57,333	\$147,500	Thetford
VHCB	(d)(1) VHCB: water quality projects	Vermont Land Trust - Horster farm	Agricultural Easement for Water Quality - Implementation	\$106,500		\$2,050	\$102,500	Vershire

Table 3J. Summary of FY18 Capital-Funded Vermont Clean Water Projects in Orleans County

Agency	Funding Source by Capital Appropriation	Partner (i.e., award recipient)	Project Types (see "Project Types" tab for definitions)	Capital Funds Obligated/ Awarded/ Encumbered	Other State or Federal Funds Awarded/ Encumbered	Local Match Amount	Federal Match Amount	Project Location (Municipality)
AAFM	(a)(1) & (e)(1) AAFM BMP & CREP	Gray Farms	Agricultural Pollution Prevention - Implementation	\$75,000		\$8,333		Derby
AAFM	Prior Year Capital Fund	Adam Moulton	Agricultural Pollution Prevention - Implementation	\$75,000		\$8,333		Brownington
AAFM	Prior Year Capital Fund	Maplehurst Farm	Agricultural Pollution Prevention - Implementation	\$40,000		\$4,444		Greensboro
AAFM	Prior Year Capital Fund	Mystiq Heights LLC	Agricultural Pollution Prevention - Implementation	\$75,000		\$8,333		Newport City
AAFM	Prior Year Capital Fund	Marc & Tiffany Marquis	Agricultural Pollution Prevention - Implementation	\$926			\$5,465	Newport Town
AAFM	Prior Year Capital Fund	Breezy Valley Farm	Agricultural Pollution Prevention - Implementation	\$55,000		\$6,111		Westfield
AAFM	Prior Year Capital Fund	Dana Burkewitz	Agricultural Pollution Prevention - Implementation	\$3,621			\$15,213	Westfield
AAFM	Prior Year Capital Fund	Patrick O'Donnell	Agricultural Pollution Prevention - Implementation	\$60,000		\$21,500	\$136,986	Westfield
ANR	(b)(2)&(f)(2) DEC Ecosystem Restoration Grants	NorthWoods Stewardship Center	River - Planting	\$4,351		\$859		Albany
ANR	(b)(2)&(f)(2) DEC Ecosystem Restoration Grants	NorthWoods Stewardship Center	River - Planting	\$1,231		\$250		Albany
ANR	(b)(2)&(f)(2) DEC Ecosystem Restoration Grants	NorthWoods Stewardship Center	River - Planting	\$2,252		\$446		Coventry
ANR	(b)(2)&(f)(2) DEC Ecosystem Restoration Grants	NorthWoods Stewardship Center	River - Planting	\$4,042		\$818		Newport, Coventry, Albany
ANR	(b)(2)&(f)(2) DEC Ecosystem Restoration Grants	Greensboro Town	Stormwater - Final Design	\$16,000		\$1,220		Greensboro
ANR	(b)(2)&(f)(2) DEC Ecosystem Restoration Grants	Ottauquechee Natural Resources Conservation District	Stormwater - Implementation	\$141,032		\$9,326		Springfield
VHCB	(d)(1) VHCB: water quality projects	Vermont Land Trust - Marquis II farm	Agricultural Easement for Water Quality - Implementation	\$81,500		\$1,550	\$77,500	Newport City

Table 3K. Summary of FY18 Capital-Funded Vermont Clean Water Projects in Rutland County

Agency	Funding Source by Capital Appropriation	Partner (i.e., award recipient)	Project Types (see "Project Types" tab for definitions)	Capital Funds Obligated/Awarded/Encumbered	Other State or Federal Funds Awarded/Encumbered	Local Match Amount	Federal Match Amount	Project Location (Municipality)
AAFM	Prior Year Capital Fund	Caleb Smith	Agricultural Pollution Prevention - Implementation	\$90,000		\$74,590	\$396,300	Danby
AAFM	Prior Year Capital Fund	Deer Flats Farm LLC	Agricultural Pollution Prevention - Implementation	\$200,000		\$403,348	\$229,783	Pawlet
AAFM	Prior Year Capital Fund	Woodlawn Holsteins LLC	Agricultural Pollution Prevention - Implementation	\$60,000		\$13,333	\$61,100	Pawlet
AAFM	Prior Year Capital Fund	Charron Farms, Inc.	Agricultural Pollution Prevention - Implementation	\$22,083		\$39,348	\$108,795	West Haven
ANR	(b)(2)&(f)(2) DEC Ecosystem Restoration Grants	Rutland Natural Resources Conservation District	Floodplain/Stream Restoration - Implementation	\$36,400		\$10,000		North Clarendon
ANR	(b)(2)&(f)(2) DEC Ecosystem Restoration Grants	Vermont Department of Forests Parks and Recreation	Forestry - Implementation	\$7,625		\$792		Shrewsbury
ANR	(b)(2)&(f)(2) DEC Ecosystem Restoration Grants	Rutland Town	Stormwater - Final Design	\$9,115		\$9,200		Rutland Town
ANR	(b)(3) DEC Municipal Pollution Control Grants (prior)	Rutland City	Municipal Wastewater Improvements - Implementation	\$688,279				Rutland City
ANR	Prior Year Capital Fund	Castleton	Municipal Wastewater Improvements - Final Design	\$4,600				Castleton
VHCB	(d)(1) VHCB: water quality projects	Vermont Dept. of Fish & Wildlife - Sunset Lake	Forest Conservation for Water Quality - Implementation	\$189,000	\$9,000	\$35,000	\$160,000	Benson
VHCB	(d)(1) VHCB: water quality projects	Vermont Dept. of Fish & Wildlife - Kehoe Camp	Forest Conservation for Water Quality - Implementation	\$50,000		\$170,000		Fair Haven
VTrans	(c) VTrans Municipal Mitigation Program	Chittenden	Road Project - Implementation (Culvert Replacement and Slope Stabilization)	\$40,000		\$22,661		Chittenden
VTrans	(c) VTrans Municipal Mitigation Program	Castleton	Road Project - Implementation (Lake Shore Stabilization)	\$40,000		\$25,112		Castleton
VTrans	(c) VTrans Municipal Mitigation Program	Rutland	Stormwater - Implementation	\$131,456	\$121,344	\$63,200		Rutland

Table 3L. Summary of FY18 Capital-Funded Vermont Clean Water Projects in Washington County

Agency	Funding Source by Capital Appropriation	Partner (i.e., award recipient)	Project Types (see "Project Types" tab for definitions)	Capital Funds Obligated/Awarded/Encumbered	Other State or Federal Funds Awarded/Encumbered	Local Match Amount	Federal Match Amount	Project Location (Municipality)
ANR	(b)(2)&(f)(2) DEC Ecosystem Restoration Grants	Winooski NRCDC	Floodplain/Stream Restoration - Preliminary Design	\$10,580		\$500		Middlesex
ANR	(b)(2)&(f)(2) DEC Ecosystem Restoration Grants	Friends of the Winooski River	Stormwater - Final Design	\$6,520		\$250		Barre Town
ANR	(b)(2)&(f)(2) DEC Ecosystem Restoration Grants	Friends of the Winooski River	Stormwater - Final Design	\$7,207		\$250		Barre Town
ANR	(b)(2)&(f)(2) DEC Ecosystem Restoration Grants	Friends of the Winooski River	Stormwater - Final Design	\$6,978		\$250		Barre Town
ANR	(b)(2)&(f)(2) DEC Ecosystem Restoration Grants	Friends of the Winooski River	Stormwater - Final Design	\$12,266		\$3,075		Montpelier
ANR	(b)(2)&(f)(2) DEC Ecosystem Restoration Grants	Warren Town	Stormwater - Implementation	\$17,208				Warren
ANR	(b)(2)&(f)(2) DEC Ecosystem Restoration Grants	Warren Town	Stormwater - Implementation	\$17,208				Warren
ANR	(b)(2)&(f)(2) DEC Ecosystem Restoration Grants	Vermont Department of Forests Parks and Recreation	Stormwater - Implementation	\$130,800		\$19,207		Waterbury
ANR	Prior Year Capital Fund	Montpelier	Municipal Wastewater Improvements - Implementation	\$302,246				Montpelier
ANR	Prior Year Capital Fund	Waterbury	Municipal Wastewater Improvements - Implementation	\$100,169				Waterbury
VHCB	(d)(1) VHCB: water quality projects	Vermont Land Trust - Locker farm	Agricultural Easement for Water Quality - Implementation	\$65,500		\$41,000	\$102,500	Waitsfield

Table 3M. Summary of FY18 Capital-Funded Vermont Clean Water Projects in Windham County

Agency	Funding Source by Capital Appropriation	Partner (i.e., award recipient)	Project Types (see "Project Types" tab for definitions)	Capital Funds Obligated/ Awarded/ Encumbered	Other State or Federal Funds Awarded/ Encumbered	Local Match Amount	Federal Match Amount	Project Location (Municipality)
ANR	(b)(2)&(f)(2) DEC Ecosystem Restoration Grants	Windham Regional Commission	Floodplain/Stream Restoration - Implementation	\$73,056				Newfane
ANR	(b)(2)&(f)(2) DEC Ecosystem Restoration Grants	Vermont Department of Forests Parks and Recreation	Forestry - Implementation	\$29,652				Athens
ANR	(b)(2)&(f)(2) DEC Ecosystem Restoration Grants	Connecticut River Conservancy	River - Planting	\$2,165		\$6,925		Guilford
ANR	(b)(3) DEC Municipal Pollution Control Grants (prior)	Brattleboro	Municipal Wastewater Improvements - Implementation	\$1,285,847				Brattleboro
ANR	Prior Year Capital Fund	Bellows Falls Village	Municipal Wastewater Improvements - Implementation	\$62,917				Rockingham
VHCB	(d)(1) VHCB: water quality projects	Putney Mountain Association - Putney Mtn. West	Forest Conservation for Water Quality - Implementation	\$105,000	\$10,000	\$106,506		Putney

Table 3N. Summary of FY18 Capital-Funded Vermont Clean Water Projects in Windsor County

Agency	Funding Source by Capital Appropriation	Partner (i.e., award recipient)	Project Types (see "Project Types" tab for definitions)	Capital Funds Obligated/ Awarded/ Encumbered	Other State or Federal Funds Awarded/ Encumbered	Local Match Amount	Federal Match Amount	Project Location (Municipality)
ANR	(b)(2)&(f)(2) DEC Ecosystem Restoration Grants	Connecticut River Conservancy	Dam Removal - Implementation	\$287,545		\$163,353		Norwich
ANR	(b)(2)&(f)(2) DEC Ecosystem Restoration Grants	Vermont Fish and Wildlife Department	Floodplain/Stream Restoration - Preliminary Design	\$20,000		\$3,000		Bethel
ANR	(b)(3) DEC Municipal Pollution Control Grants (prior)	Springfield	Municipal Wastewater Improvements - Implementation	\$16,073				Springfield
ANR	(b)(3) DEC Municipal Pollution Control Grants (prior)	Springfield	Municipal Wastewater Improvements - Implementation	\$93,760				Springfield
ANR	(b)(3) DEC Municipal Pollution Control Grants (prior)	West Windsor	Municipal Wastewater Improvements - Implementation	\$230,454				West Windsor
ANR	(b)(4)&(f)(3) DEC Municipal Pollution Control Grants (new)	Springfield	Municipal Wastewater Improvements - Implementation	\$378,750				Springfield
ANR	Prior Year Capital Fund	Rochester	Municipal Wastewater Improvements - Final Design	\$5,999				Rochester
ANR	Prior Year Capital Fund	Springfield	Municipal Wastewater Improvements - Implementation	\$24,355				Springfield
ANR	Prior Year Capital Fund	Springfield	Municipal Wastewater Improvements - Implementation	\$262,137				Springfield
VHCB	(d)(1) VHCB: water quality projects	Vermont Land Trust - Farrar-Gomo farm	Agricultural Easement for Water Quality - Implementation	\$245,500		\$21,968	\$245,500	Chester
VHCB	(d)(1) VHCB: water quality projects	Vermont River Conservancy - Rainbow Rock (Town of Chester)	Forest Conservation for Water Quality - Implementation	\$22,500	\$10,500	\$17,000		Chester
VTrans	(c) VTrans Municipal Mitigation Program	Stockbridge	Road Project - Implementation (Culvert Replacement and Drainage Improvements)	\$40,000		\$28,360		Stockbridge
VTrans	(c) VTrans Municipal Mitigation Program	Hartford	Road Project - Implementation (Culvert Replacement)	\$40,000		\$128,000		Hartford
VTrans	(c) VTrans Municipal Mitigation Program	Plymouth	Road Project - Implementation (Culvert Replacement)	\$40,000		\$65,700		Plymouth

Table 30. Summary of FY18 Capital-Funded Vermont Clean Water Projects. Statewide and Multi-County

Agency	Funding Source by Capital Appropriation	Partner (i.e., award recipient)	Project Types (see "Project Types" tab for definitions)	Capital Funds Obligated/ Awarded/ Encumbered	Other State or Federal Funds Awarded/ Encumbered	Local Match Amount	Federal Match Amount	Project Location (Municipality)
ANR	Prior Year Capital Fund	Northwest Regional Planning Commission	Road Project - Implementation	\$2,650,000		\$425,000		Statewide
ANR	(b)(2)&(f)(2) DEC Ecosystem Restoration Grants	South Windsor County Regional Planning Commission	Multi-Sector Clean Water Block Grant	\$1,500,000				Statewide
ANR	(b)(2)&(f)(2) DEC Ecosystem Restoration Grants	Natural Resources Conservation Council	Multi-Sector Clean Water Block Grant	\$500,000				Statewide
ANR	(b)(2)&(f)(2) DEC Ecosystem Restoration Grants	Vermont River Conservancy	Road Project - Preliminary Design	\$38,580				Elmore, Worcester (Lamoille and Washington Counties)
ANR	(b)(2)&(f)(2) DEC Ecosystem Restoration Grants	Vermont Department of Forests Parks and Recreation	Road Project - Implementation	\$27,950		\$9,312		Burke, Victory (Caledonia and Essex Counties)